

Name: _____ Date: _____

Activity Sheet 6


On each finger, write the names of people you could bring with you to the farm. Remember! - you should bring a trusted adult with you.



Name: _____ Date: _____

Activity Sheet 7

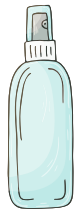
This child is getting read to go walking in the countryside. Can you make them safe using pencils and colouring pencils?



Name: _____ Date: _____

Activity Sheet 8

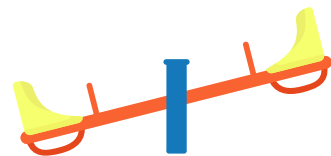
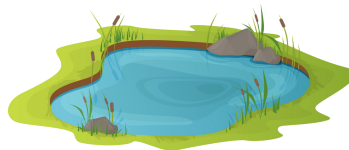
Which items should you bring with you to be safe in the countryside?
Circle the green tick if you think it is needed to be safe and the red X
if it is not.



Name: _____ Date: _____

Activity Sheet 9

These children are looking for a safe place to play in the countryside. Can you match each of them with somewhere safe to play? Some of the places are not safe, can you think why?



Name: _____ Date: _____

Activity Sheet 10

After a nice day in the countryside, it is important to leave it as we found it for other people to enjoy. Can you circle the items that we should take home with us?

