



Name: \_\_\_\_\_ Date: \_\_\_\_\_

# Activity Sheet 11


When we are petting animals on the farm, there are some important steps we should remember. Use the spaces below to draw the steps we needed to take while petting an animal on the farm.



Name: \_\_\_\_\_ Date: \_\_\_\_\_

# Activity Sheet 12


Some important safety features are missing from this bull? Can you add them?



Name: \_\_\_\_\_ Date: \_\_\_\_\_

# Activity Sheet 13

Finish the arrows to show how you should approach an animal and explain why this is important



---


---

---

Name: \_\_\_\_\_ Date: \_\_\_\_\_

# Activity Sheet 14

Use the clues to decode the farm safety messages:



---

---



---

---



---

---



---

---

Name: \_\_\_\_\_ Date: \_\_\_\_\_

# Activity Sheet 15

What wildlife can you see? There is lots of wildlife in the countryside and on farms. We can also see wildlife in towns and cities too. Use the guide below to look for wildlife in the area you are in. It can be the school grounds, a park or any outdoor area you have access to. Remember, always make sure it is a safe place and that you have an adult with you! If you see something that was not listed below, we have left some space for you to draw a picture of it! Write down how many you saw in the circle.



Robin



Magpie



Blackbird



Snail



House Sparrow



\_\_\_\_\_