

Safe Farm Futures

Junior

Part 1: Countryside Care

AgriAware
EDUCATE • ADVOCATE • ENGAGE



An Roinn Talmhaíochta,
Bia agus Mara
Department of Agriculture,
Food and the Marine

Teacher instructions: Work through the material below at your own pace. Countryside Care is all about being careful in the countryside and also respecting your surroundings when out and about in nature. Many of these learnings are applicable to your own school yard as well on the farm.

Introduction

Being in the countryside with your family can be a nice day out. Some people visit for a day and other people live in the countryside all year round. It is important that when we are in the countryside that we look after ourselves and others. We must also look after nature so that the countryside will be there for years to come for everyone to enjoy

Questions to ask your class:

Who lives in the countryside?

Who lives in the town or city?

Who lives on a farm?

Who goes to a farm on their holidays?



There are lots of dangers to look out for in the countryside.

In Ireland, there are 135,000 farms. On these farms, there are farmers working hard, animals being reared for meat or milk, crops being planted and cared for and lots of tractors, machinery and other vehicles. We must be aware that farms are places of work.

There are also other parts of the countryside that we must be safe around. Roads, rivers, lakes, ponds, hills and mountains can all be dangerous if we don't follow safety information.

In Part 1: Countryside Care we are going to learn about all of the ways that we can stay safe while in the countryside, and also learn how to look after the countryside while we are there.

Beware of the Countryside Cautions

Farms


Roads

Rivers, lakes and ponds


Hills and mountains

Your Countryside Checklist

If visiting a farm or spend time outside in the countryside, there are a number of safety items that you should wear and bring to protect yourself.



A pair of long trousers



A rainproof jacket with a hood




A pair of wellington boots



A mini hand sanitiser to keep in your pocket



A high visibility vest



A parent, guardian or trusted adult such as your teacher

Suggested Activity: After you have covered the material above, have your pupils bring in the above items from home. Consider it a dress-up activity. Have your pupils pick one other surprise item that they believe will help them on the farm (this may change depending on the seasons). When you are all dressed up, take a walk around your schoolyard and talk about why each item is needed.

How to stay safe on the farm

Although farms are great places to spend time on, they are also places of work. Farmers work long hours on farms to produce the food we eat every day. We must remember that the farm is not a playground, so we shouldn't treat it that way.




To avoid coming into contact with animals or machinery, it's important to keep games that involve running, skipping, and jumping within the confines of a garden that is fenced or walled.

To ensure your safety while visiting a farm, it's important to listen carefully to instructions given by the farmer or another grown-up. Staying together as buddies or in a group can also help keep you safe.



Always close a gate after you have entered through it. Gates ensure that animals are kept away from people and from roads.



Through Their Eyes

While it may be tempting to climb up high for a better view, it's important to keep both feet on the ground to prevent injuries such as broken arms and legs.

Suggested Activity: Have a class discussion about any other important ways you can stay safe on the farm.

Staying Safe Around Water

On farms and in the countryside, you may come across water. Rivers, lakes and ponds may be nearby. Farmers can also have big containers full of water such as animal drinking troughs that can be dangerous for small children.

The best way to stay safe around water is to keep your distance. If you have lost something in the water or near the water's edge, you should tell a grown-up. They will help you if it is safe to do so.

Activity: Look at the images below and discuss what is unsafe about these scenarios with your pupils.



Suggested Activity:

- As a class, create a staying safe around water poster or display for your classroom.
- Visit <https://www.teachpaws.ie/> to learn more about water safety.



Staying Safe While Walking

The countryside is full of lovely places to visit, including parks, hills, and picnic areas. However, before setting out on your adventure, it's important to ensure that you have permission to walk in the area. Keep an eye out for "private property" signs, and if you come across one, turn back and find an alternate path.



Exploring rural areas often involves walking near or on roads. To ensure your safety, it's important to have an adult with you at all times. For both adults and children, wearing high-visibility jackets is crucial. In the winter months, carrying lights is also a useful safety measure.

Suggested Activity:

- Discuss the meanings of red, amber and green on pedestrian lights. Children can make their own traffic lights from coloured paper.
- Play the traffic light game.
 - One child is "the traffic light" and stands away from the other children.
 - When they turn their back, they shout 'green light' and the other children have to creep towards them before they turn around and shout red. If anyone is caught they move back to the start.
 - The first person to reach the "traffic light" takes over the role.



Electricity

When on a farm or out in the countryside, there are many sources of electricity that you may or may not be aware of. It is important to be aware of these sources so that we can stay safe.



You should always assume that fences near livestock will be electric. The fences are there to keep animals in.



Overhead power lines can be seen throughout the countryside. They can become very dangerous if they fall down. You should never touch a fallen power line

Suggested Activity:

- Take a moment to look around the classroom to identify other sources of electricity that you should be careful around. It's important to practice safety measures and be mindful of these potential sources of electricity to prevent accidents and ensure a safe environment.

Caring for the Countryside

When we are in the countryside we can enjoy lots of beautiful. It is important that when we are in the countryside that we treat it with respect and leave no trace that we have been there. Take a look at the rules below to learn more.

#1 Take your litter home

We should always take our rubbish with us and put it in a correct bin.

As a class, explore the waste bins in your classroom.



#2 Stick to the path

Staying on the path ensures wildlife are not disturbed. If you are unsure about which areas are open to the public, ask a local or check with the relevant authorities.



#3 Keep noise levels down

Loud music or shouting can disturb the peace and tranquility of the environment. Instead, listen for the natural sounds all around, like birdsong or the rustling of leaves in the wind.



#4 Leave nature in the countryside

It can be nice to take something home but you should never remove something that is attached to the earth. You may take home stones, loose feathers and fallen leaves. Never pick plants or take animals home with you.




Quiz - What's Going On And Is It Wrong?

1




2



3




4



Quiz - What's Going On And Is It Wrong?




- The children are not playing in a safe place.
- There is a pond nearby that does not have a fence.
- There is no grown-up closeby.



- This child is not wearing a hi-visibility vest.
- Boots are better for walking in the countryside.



- There is litter in this countryside scene.
- We must practice 'Leave No Trace' in the countryside.



- Never touch fallen power lines.
- Alert an adult if you see any anything.