



Teacher Guide



Information Form

Please fill out and include this page with your accreditation submission. You can submit online or by post, refer to page 4 of this guide for full details.

Please complete before returning to Agri Aware

School roll number:

School Name:

Teacher's Name:

Teacher's contact number:

E-mail Address:

Class:

Number of students taking part in Farm Safe Schools:

Please tick one of the following:

Special Needs Class

Montessori

Home school

Designated DEIS School

Gaelscoil

Primary (RC, CoI, ETNS)

If you are submitting a hard copy, please return completed logbook to:

Agri Aware, 2nd Floor - IFAC Building, City Link Business Park, Old Naas Road, Bluebell, Dublin 12

Please tick one of the following:

I would like my logbook returned (Please include stamp addressed envelope. If the logbook does not fit in the stamped addressed envelope provided, it will not be returned)

I would not like my logbook returned

All information submitted will be used to send out Farm Safe Schools awards. This data will not be shared with any 3rd party subjects and will only be viewed by trained staff members of Agri Aware and AgriKids. Under section 4 of the Data Protection Act, a person has a right to be given a copy of his/her personal data upon their written request. This information will be stored for a duration of maximum two years, whereupon it will then be deleted/shredded.



Becoming a Farm Safe School

Congratulations and thank you! By becoming a Farm Safe School, you are committing to creating a safer future on our farms.

In the last 10 years the lives of 23 children have been lost to a farming accident. We lose an average of 21 Irish farmers every year on our farms and nearly 3,000 are injured. The Farm Safe Schools programme is a combined Agri Aware, AgriKids and the IFA collaboration to help increase awareness on the issue and to help our children become part of the solution. In fact our ethos is to engage, educate and empower our children to become farm safety ambassadors. By taking part you are creating farm safety conversations in your classrooms, our children then bring these conversations home and into their communities, therefore we are all making farm safety an instinctive part of our culture.

So let's get this conversation started!

What you need to do

The Process



STEP 1
Sign Up



STEP 2
Download
Resources



STEP 3
Complete
Modules



STEP 4
Log & Share
your work



STEP 5
Submit
your work




STEP 6
Await
Results



STEP 7
Accreditation



STEP 8
Farm Safe
School



The Modules Overview

There are three modules contained in the Farm Safe Schools programme.

You need to complete a minimum of *three topics per module to be considered a Farm Safe School. Each module also contains recommended tasks and activities to support the learning.

*Two topics for the Infant grades.

Don't worry, we are here to help you on your journey with tips and activities to make sure you and your class complete your goal.

To ensure all classes are catered for we have created content for the following grades:

- Infants
- 1st - 3rd class
- 4th - 6th class.


The whole school or just individual classes can join the farm safety conversation and achieve accreditation.



Module 1: Farmer, Farm and Field Safety

The topics:

- Farm visit checklist
- Know the safety signs
- Slurry safety
- Electricity safety
- Water safety
- Working at heights**
- Farmer Health & Wellness



Module 2: Animal Safety

The topics:

- Know the warning signs
- Bulls
- Cows & calves
- Horses
- Dogs & Cats
- Zoonoses
- Animal care & wellbeing



Module 3: Tractor and Machinery Safety

The topics:

- Staying safe with machinery & vehicles
- Tractor safety
- Know the blind spots
- PTO safety**
- Quad bike safety**
- What machines farmers use
- Tractor safety checklist



**Not covered in Infants programme



The Accreditation Process

Schools who take part and successfully complete the minimum topic requirements per module will be accredited with Farm Safe School status.

Farm Safe Superstar School	Farm Safe Star School	Farm Safe School
<p>Infants: Evidence of 5 topics per module</p> <p>1st – 6th Class: Evidence of 7 topics per module undertaken as part of the programme.</p>	<p>Infants: Evidence of 3 topics per module</p> <p>1st - 6th Class: Evidence of 5 topics per module undertaken as part of the programme.</p>	<p>Infants: Evidence of 2 topics per module</p> <p>1st - 6th Class: Evidence of 3 Topics per module undertaken as part of the programme.</p>
<p>Logbook contains 7 pictures and/or 7 examples of student work per module competed</p>	<p>Logbook contains 5 pictures and/or examples of student work per module competed</p>	<p>Logbook contains 3 pictures and/or examples of student work per module completed.</p>
<p>Detailed descriptions contained for each image / piece of work.</p>	<p>Descriptions contained for each image / piece of work.</p>	<p>Some description contained for each image / piece of work.</p>
<p>Extra Points: Outside speakers are invited to participate and take part in the programme.</p> <p>Eg. Speakers are invited into class to discuss certain aspects of the module.</p> <p>NB: During Covid we recommend you invite virtual visitors and/or take part in webinar and virtual meetings with farmers and other relevant agri representatives.</p>		

Prizes To Be Won:

FBD Farm Safe Champions: Nominations will be sought for the FBD Farm Safe Regional Champions over the course of the programme. Also Farm Safe Superstar schools will have the added bonus of being in with a chance to win a cash prize for your school with the FBD Farm Safe Schools National Champion. Please see page 8 for more information.





Submitting Your Work

Before You Submit:

Submissions must show that a minimum of three topics have been covered in each module.

To assist you in achieving accreditation, the following resources have been provided all of which are available through www.farmsafeschools.ie.

- **Module Discussion Sheets:** to guide the classroom discussion.
- **Module Lesson Plans:** to create opportunities to prove learning and engagement.
- **Worksheets:** for use in class or for homework.
- **Webinars:** Sign up to our live Webinar Wednesday's - presentations that cover off key topics. Booking necessary.
- **Webinar Quiz:** To be completed after viewing the webinar.
- You will find activity suggestions at the end of each discussion sheet as well as a link to extra resources on www.farmsafeschools.ie

Note: Please use the checklist printed on page 11 of this guide to help you with your submission.

Ready to Submit:

Once you are ready to submit your accreditation pack, you will have a choice as to how you can do this.

Online Options:

- Create a Farm Safe Schools page on your school's **website**
- Create a Farm Safe Schools **Blog**
- Create a **PowerPoint/Word Document** on Google documents
- Submit your digital work by filling in the form here: <https://form.jotform.com/210422474180345>

Hard Copy Options:


- Scrapbook
- Photo Album
- Project Folder

Post your hard copy logbook to the address below:

Agri Aware, Attn: Farm Safe Schools, 2nd Floor IFAC Building, Citylink Business Park, Old Naas Rd, Bluebell, Co. Dublin, D12 N2X3

Please note: if you would like your hard copy work returned to you, please provide a paid, addressed envelope with your submission. Remember to include a copy of the Information Form from this guide.

To assist in your accreditation process please ensure that each module is properly labelled and referenced. Do not forget to include pictures, descriptions and evidence of student work as part of your submission. We would hate to miss anything!



Tip: Use your school's social media platforms to communicate your progress and your school's participation. Involve us in the conversation by tagging Agri Aware, AgriKids, IFA, FBD and using the hashtags: #farmsafety #farmsafeschools

The Modules

Module 1: Farmer, Farm and Field Safety



Curriculum Links:

Science: Living Things, Environmental Awareness and Care

Geography: Human Environments, Natural Environments

SPHE: Myself, Myself and Wider World

Class groups:

Infants

1st - 3rd Class

4th - 6th Class

Lesson Objective

In this module children will learn the importance of preparing for a farm visit and what the various safety signs mean. We will also discuss what slurry is and why farmers must be careful when using it, as well as water safety, electricity safety, farmer health and, for the older groups, how farmers can stay safe when working at heights.

**Remember, you must complete a minimum of 3 topics to complete this module!
2 topics for Infants.**

Topics:

- Farm visit checklist
- Know the safety signs
- Slurry safety
- Electricity safety
- Water safety
- Working at heights*
- Farmer Health & Wellness

*Not covered in Infants programme



The Modules

Module 2: Animal Safety

Curriculum Links:

Science: Living Things, Environmental Awareness and Care

Geography: Human Environments

SPHE: Myself, Myself and Wider World



Class groups:

Infants

1st - 3rd Class

4th - 6th Class


Lesson Objective

In this module, children will learn how animals communicate their emotions through their physical behaviours. They will learn how horses use their ears and why cattle paw the ground. They will find out when a cow can be more dangerous than a bull, what a zoonotic disease is, how to properly handle animals and for older groups how to work with animals.

**Remember, you must complete a minimum of 3 topics to complete this module!
2 topics for Infants.**

Topics include:

- Know the warning signs
- Bulls
- Cows & calves
- Horses
- Dogs and cats
- Zoonoses
- Animal care & wellbeing



The Modules

Module 3: Tractor and Machinery Safety



Curriculum Links:

Science: Living Things, Environmental Awareness and Care, Energy & Focus

Geography: Human Environments

SPHE: Myself, Myself and Wider World

Class groups:

Infants

1st - 3rd Class

4th - 6th Class

Lesson Objective:

In this module, children will be made aware of the various machines and vehicles used on farms. They will learn what the machinery does, how to recognise the dangers and key safety tips for each.

**Remember, you must complete a minimum of 3 topics to complete this module!
2 topics for Infants.**

Topics include:

- Staying safe with machinery & vehicles
- Tractor safety
- Know the blind spots
- PTO safety*
- Quad bike safety*
- What machines farmers use
- Tractor safety checklist

*Not covered in Infants programme



FBD Farm Safe Champions – Supported by the FBD Trust



FBD Farm Safe Regional Champions

Is there a child in your school/class who is going above and beyond in their Farm Safe Schools coursework?

If so, why not nominate them as one of our FBD Farm Safe Regional Champions, kindly supported by the FBD Trust.

With this award we want to recognise those children who are doing exemplary work on their Farm Safe Schools journey. This award is open to all schools who are taking part and is not specific to those schools aiming for Star or Superstar status.

When: Winners chosen over the course of the programme

Who: One child per region, per month, nominated by their school or teacher (April/May)

How: Submit your nominations to the online form here: <https://form.jotform.com/210422874007347>

Prize: Each winner will receive a certificate of achievement and a family day pass to Dublin Zoo (2 Adults & 2 Kids valued at €50.50)

FBD Farm Safe Schools National Champion

With this award we want to recognise that Farm Safe Superstar school who has done exceptional work and demonstrated their students exemplary work by making them our FBD Farm Safe School National Champion.

When: Winners selected at the end of the programme (June, pre-summer holidays).

Who: Schools' who qualify under the programme criteria for Farm Safe Superstar Schools. One National Champion and one runner-up will be selected.

How: School selected based on their accreditation submission and work displayed. Submissions can be either online or by post. See page 4 for more details on how to submit work.

Prize: €2000 for the National Champion and €500 to the Runner-Up (prize fund to be invested into the wellbeing of the children in the school. Ex. Sports facilities, art supplies, etc.)

Why Enter:

- Rewarding children's innovation, passion and commitment to farm safety.
- Recognising the achievements of a school and it's students.
- Promoting the school's achievements to local community and instilling in the children to create awareness and drive change in their homes and communities.
- Encouraging parents and families to learn from their children in recognising their achievement.



Submission Checklist

You must complete and submit evidence for a minimum of 3 topics per module**

Please tick as appropriate ✓

Module & Topics	Completed	Evidence Submitted	Comments
Module 1: Farmer, Farm and Field Safety			
Farm visit checklist			
Tasks completed			
Know the safety signs			
Slurry safety			
Electricity safety			
Water safety			
Working at heights*			
Farmer Health & Wellness			
Module 2: Animal Safety			
Know the warning signs			
Bulls			
Cows & calves			
Horses			
Dogs and Cats			
Zoonoses			
Animal care & wellbeing			
Module 3: Tractor and Machinery Safety			
Staying safe with machinery & vehicles			
What machines farmers use			
Tractor safety			
Know the blind spots			
Tractor safety checklist			
PTO safety*			
Quad bike safety*			

Please remember to include a copy of the Information form from this guide.

*Not covered in Infants programme. These areas will be exempt from the overall rubric.

** Infants: minimum of 2 topics per module



An initiative by:



In conjunction with:



IFA

Supported by:

